



LEOPARD

CATAMARANS



INDEX

3	Heritage
5	Robertson and Caine
7	Leopard Catamarans
11	Interior Design
13	Sailing Range
15	- <i>Leopard 42</i>
25	- <i>Leopard 45</i>
35	- <i>Leopard 50</i>
45	Power Range
47	- <i>Leopard 40 Powercat</i>
51	- <i>Leopard 46 Powercat</i>
61	- <i>Leopard 53 Powercat</i>
73	Global Contact Details





HERITAGE


Leopard resonates with the spirit of three decades of catamaran design and manufacturing, customer feedback, and the vision to be the benchmark for ocean cruising catamarans.

Two thousand six hundred Leopards underwrite the Brand Heritage of performance-driven, comfort, and blue ocean reliability.

An innovation and design aesthetic ethos drives a global team to constantly deliver investment value and onboard confidence.



NOT JUST A CAT
A LEOPARD





CRAFTSMANSHIP

Manufactured under contract in Cape Town, on the Southern tip of Africa, where the Atlantic Ocean provides extreme sea trial environments, Robertson and Caine's workforce of over two thousand blend craftsmanship and technology to hand-build a range of sailing and power catamarans that have been globally recognized as amongst the best and at an affordable price.

Leopard Catamarans are produced with pride and passion by Capetonians, whose pioneering spirit and product innovation constantly leads the global sector.



BUILD STANDARDS

ISO standards are certified by the International Marine Certification Institute (IMCI) in accordance with the Recreational Craft Directive 2013/53/EU.

Additionally, our product is also certified by the National Marine Manufacturers Association (NMMA) to ABYC standards.

We are members of the American Boat and Yacht Council (ABYC) and the National Marine Manufacturers Association (NMMA) and are represented on the ISO Technical Committee (ISO TC 188) which reviews all ISO specifications prior to issue.



WORLDWIDE

Leopard Catamarans are headquartered in Clearwater, Florida, and oversees a global distribution network of sales, commissioning, and after-sales services, via an experienced in-house team.

As the catamaran of choice for both sailing and power within The Moorings and Sunsail charter companies, Leopard underwrites their global fleets with a presence in over twenty-three charter bases.

KKR — Travelopia


The Moorings®
Est. 1969


LEOPARD
CATAMARANS

 **Sunsail**



WHO WE ARE

Leopard is the private yacht division of Travelopia, which owns the market-leading charter companies of The Moorings and Sunsail, a partnership that began with The Moorings in 1995.

Travelopia is the world's leading collection of specialized travel brands. Travelopia is owned by Kolhberg Kravis Roberts, a global private equity firm.

27

BRANDS

150+

DESTINATIONS

2K

EMPLOYEES

350M€

ASSET VOLUME



BRAND PROMISE

ASTUTE • ASSURED • ELEGANT • HONEST • PASSIONATE

Leopard is worn with pride. Its appeal is honest, reliable, and committed.
Three decades of private and charter feedback, blended with visionary innovation
and a commitment to build the best ocean cruising catamarans.

BRAND DNA

The Leopard DNA underwrites every Robertson and Caine catamaran built in Cape Town.

Incorporating over thirty years of private and charter feedback with visionary innovation and blending it with endurance to persist in the quest to build the most loved ocean cruising catamarans that strike a balance between value, comfort, and performance.

DESIGN

Leopard is a synergy of aesthetic and interior design from Robertson and Caine's design team based in Cape Town and Florida, and performance design of Simonis and Voogd international Naval Architectural and Yacht Design studio.



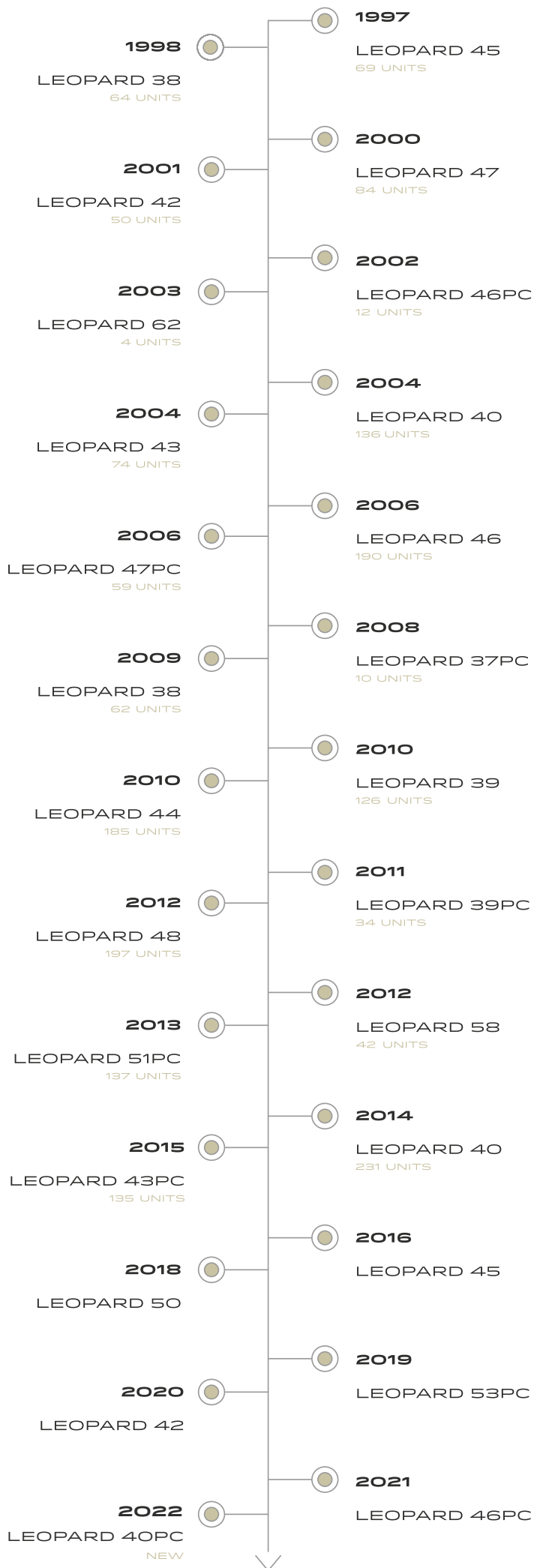
SCAN CODE



Scan this QR code with
your phone to fly through
the Robertson and Caine
Factory



AWARD-WINNING



INTERIOR DESIGN

STYLING

The styling is understated with elegance and sophistication. Exterior lines are sharp yet form-fitting, allowing light to contrast, creating visual interests that change - Interior layout is designed for efficient functionality.

Onboard exterior areas are an extension of the interior, all at the same level, creating a seamless feeling of space and airiness, allowing free flow and unrestricted movement.



The neutral palette allows the owner to easily add their personal touch.





FINISHES

The selection of finishes throughout the interior is based on contemporary aesthetic appeal, durability and longevity of use. All cabinetry is carefully handcrafted with attention to detail and finishing.

The cabinetry is finished with a durable heat and scratch-resistant Formica laminate in Silver Riftwood, which is the primary finish for cabinetry throughout the interior, with all drawer fronts and doors finished with color-matching impact edging.

Galley countertops and vanities are finished in Staron Aspen Glow, allowing for a seamless installation and non-porous hygienic surface. Fenix NTM Arizona Beige is used for drawer fronts and doors. This soft-touch, anti-fingerprint laminate, in a neutral color adds to the contemporary aesthetic.

The flooring in lighter Highland Ash (also a Formica laminate) creates a neutral backdrop. Highland Ash is complemented by carpeted floors in Masterpiece 92 from Van Gogh in the cabins.



In addition, the cabins are styled with finishes and fabrics to create a soft, tranquil interior. Upholstered panel inserts in Pebble from Sunbrella are used to soften the interior.



The lighting is designed not only to enhance the exterior and interior design but also to be practical. Sufficient light levels are created throughout the interior as required in areas that need 'task lighting' without causing an uncomfortable glare, while recessed LED lighting creates a soft, ambient atmosphere in the saloon and cabins.

Low-level lighting provides guidance and safe passage throughout. Overall, switching of the lighting is well placed and ergonomic.

SAIL

SAILING DNA

- 🐾 Optimal compromise between interior volume and performance
- 🐾 Stepped hulls and powerful rig with overlapping genoa
- 🐾 Helm station designed for offshore single-handed sailing
- 🐾 Well-protected helm station
- 🐾 Social areas: large aft cockpit, lounge, sun lounge, and forward cockpit
- 🐾 Reliable and easy to use davit system
- 🐾 Great water and fuel capacity
- 🐾 Comfortable, robust, and easy to maintain



42



45



50





LEOPARD | 42



With a proven heritage and built to global standards, the Forty-Two is a strong and rigid offshore sailing catamaran.

Go anywhere, in all blue water conditions, with spacious onboard comfort.

SAILING

The Forty-Two is a superior sailing catamaran featuring a sharper exterior, elegant interior, an additional entertainment area, and larger cabins with increased comfort, natural light, privacy, and a sense of openness.

All while maintaining Leopard's signature balance of comfort and uncompromised performance.

The new lightweight coach roof lounge adds 65% more fun space, with an upholstered L-shaped settee and backrest, table, pop-up lighting, and sunbeds.

Feel part of the helming experience as you sit alongside the raised starboard helm station.

The helm station is a proven Leopard feature, with all lines easily accessible for single-handed sailing, and allows direct visibility of the coach roof lounge, the aft cockpit, the bows, and sterns, as well as the mainsail through a skylight.





Enhanced interior spatial benefit (resulting from an optimized hull design) adds volume without compromising outstanding sailing performance.

This combination of optimized stepped hulls, a powerful rig with overlapping genoa, provides for her superior performance in all wind conditions.



ENTERTAINMENT

Leopard Catamarans are renowned for onboard space in luxurious comfort.

The entertainment-focused Leopard 42 Sailing Catamaran is unique in its class with a bespoke coach roof sun lounge, perfect for onboard hospitality.

Access via wide pontoons lead to the aft entertainment area, where you'll meet unobstructed and seamless flow through to the saloon and past the helm station to the foredeck.

The aft dining area is central to onboard entertainment within reach of the helm station and the saloon/galley. Our aft seat with a moveable backrest is perfect for watching the world play by. A hand shower is located after the swim ladder for that salt wash-off.



The saloon is bathed in natural light, as you are greeted by 360-degree wrap-around windows and a skylight.





Seating has been positioned to complement the aft entertainment area. This optimized layout leads to a well-designed galley located forward. Large Staron worktops provide comfortable prep space, with all galley appliances, a gas hob, and an under-counter oven.

The fridge/freezer is within easy reach of the galley and the entertainment areas. The wash-up area, together with the optional dishwasher, is forward-facing.

The well-thought-out onboard spatial design makes for an immediate comfortable feeling.

Ease of movement, a clear line of sight to the world around you, and unrestricted communication with skipper and guests, all the DNA Leopard heritage from decades of charter expertise.



COMFORT

Voluminous hulls allow spacious cabins with continuous panoramic windows and unmatched comfort in this catamaran class. Abundant natural light, ample floor space, island berths accessible from both sides enhance the feelings of flow and dismiss the feelings of tightness associated with smaller catamarans.

The owner's hull suite features a large island berth, a desk/vanity, and plentiful storage with multiple cupboards, drawers, and hanging space. Enjoy a spacious bathroom with an isolated shower.

On the Portside, we have two guest cabins with island berths and en suite bathrooms, complete with their own shower space.

Comfort is enhanced by a design approach that favors fresh air flow, complemented by upgraded air conditioners with touch screen controls, soft start, and sound enclosures.







UTILITY

Onboard sustainability is assisted by the optional freshwater maker, together with solar rooftop panels, which provide additional power generation. Dual Shore power plugs on the Port and Starboard side.

Lighting is smart, recessed, and LED efficient.

The engine rooms are remarkably spacious and designed for ease of access and service of all equipment.

Optionally fitted with Raymarine digital monitoring, managed via an anti-glare touchscreen, radio, autopilot, and Morse engine controls.

Past the nav station and through the watertight forward door, we access the bow area, with stowage under large sunbeds and windlass.

SAILS



STANDARD MAIN
717 sqft / 66.60 sqm



SQUARE TOP MAIN
755 sqft / 70.10 sqm

SPECIFICATIONS



WATER CAPACITY
174 US gal / 660 L



FUEL CAPACITY
158 US gal / 600 L



DISPLACEMENT
27 485 lbs / 12 467 kg



ENGINES
2 x Yanmar 45 hp Diesel



LENGTH OVERALL
41 ft 7 in / 12.67 m



BEAM
23 ft 1 in / 7.04 m



DRAFT
4 ft 7 in / 1.40 m



TOTAL SAIL AREA
1217 sqft / 113.10 sqm

CABIN CONFIGURATION

3

CABIN



4

CABIN





LEOPARD | 45



Unyielding | Exceptional | Accomplished

250 award-winning cats launched and sailed the oceans of the world

SAILING

The Leopard Forty-Five's proven high-performance sailing heritage represents the ultimate compromise between interior space and performance with stepped hulls and a powerful sail plan.



The protected helm station, convivial to the aft cockpit, allows the helmsman to pilot the boat while still participating in the social activities onboard.

With a comprehensive layout with integrated systems, the Forty-Five is easy to sail, with a forgiving low aspect rig, including an overlapping genoa.

All sailing lines lead to easily accessible winches, the primary winches being electric and operated by footswitches. Sailing, weather, critical systems, and Navigation information are all easily accessible via the helm station's digital switching instrumentation and VHF radio.

The Forty-Five is a perfect blend of interior comfort and sailing pleasure. She's sleek and nimble yet comfortable and incorporates a heritage of Leopards spanning thirty years of production expertise.



Exceptional build quality throughout exceeds Global Safety Standards. Sensible, practical layout, designed with onboard safety foremost in mind.

Performance Sailing across all sea states, comfortable and effortless to the helm.

Feature-packed with innovative technologies for multiple entertainment areas. Easy to maintain and represents exceptional value in terms of pricing and investment.



ENTERTAINMENT

It's the perfect entertainment package with a sun lounge next to the helm station, a large aft entertainment area, an ergonomically designed open plan saloon and galley, and an increased forward cockpit.



SUN LOUNGE

Easily accessed from behind the helm station, the sun lounge offers 360 degrees view with the comfort of L-shaped lounge seating and an expansive sunbed, all within proximity to the skipper at the helm.

AFT DECK

Direct, safer onboard access via wide pontoons from the marina or tender. Easy access to water-related activities with a clear natural flow through to the open-plan saloon.

Spacious and protected, the aft deck offers the perfect entertainment area with abundant seating. It's a large social area, purpose-designed, for practicality, with ease of movement.

With seating for up to eight people around the large teak table, the aft cockpit becomes a focus point of onboard entertainment at anchor and underway. While after sunset, the cockpit is lit with concealed LED lighting to reduce glare and create a warm atmosphere.

Access to the saloon is through wide sliding doors, where you are surrounded by full wraparound panoramic windows and a skylight.

At Leopard, we favor a clear natural flow from the aft cockpit to the open-plan saloon and forward cockpit, blending space, light, and airflow to maximize onboard comfort.





SALOON AND GALLEY

The spacious dining area with forward-facing L-shaped seating allows for an easy flow of conversation with the forward-facing galley on the starboard.

The galley, with a view, is practical in layout, ensuring functionality and ease of movement without taking away from the sailing experience.

With its large Staron counters, a generous prep space provides easy access to the sink, drying areas, and waste bin.

Galley fixtures include a gas hob and oven, with space for a microwave oven, a drawer fridge/freezer offering substantial volume, and plenty of storage (including underfloor).

The saloon table converts to an additional double bunk, offering voluminous storage areas beneath the settee.

FORWARD COCKPIT AND BOW

The forward cockpit is an ideal "me space", incorporating the foredeck and trampoline. Shaded, cooled by the breeze, with exceptional visibility out to sea, ensures privacy from the rest of the boat and away from marina activity once docked.

The Leopard 45's forward bow offers yet another social area with its solid foredeck and fitted bespoke trampoline that is both safe and easy on bare feet.



COMFORT

Design is simple, open, modern, and fresh focusing on the quality of finish and materials, which ultimately extends longevity.

The atmosphere has been enhanced by a mix of more natural light (hull windows, portlights, and deck flush hatches), neutral shades of finishing, and simple, clean joinery lines accentuated by trim.

An ergonomic layout, considering ample headroom, combines function with stylish comfort.



STARBOARD HULL

Immediately noticeable is the added volume of space overall below decks; it's open, unrestricted, with an easy passage.

Added natural light (with the mix of enlarged side windows, aft windows, portlights, and deck hatches) reinforces the feeling of space. It's comfortable, private, and well-ventilated from multiple points, including 360° views of the ocean.

Storage is well-considered, with hanging spaces, drawers, and under-floor lockers.

The owner's bathroom is spacious, with separate showers and heads and a sliding door that extends functionality and ease.

Comfortable and private, the owner's cabin ensures relaxation and the space to unwind, a home from home.





PORT HULL

Two spacious guest cabins in the Port hull, both with en suite bathrooms.

The forward port cabin is a double cabin with a child berth forward in the peak, which children love. The spacious cabin allows increased light and visibility through the large windows. Ventilation is via multiple points (hatches/aircon/portlights).

Storage is well considered with versatility from hanging space to drawers as well as under the bed.

Moving aft is the large, well-appointed bathroom, with a head and shower. Port aft is the comfortable second guest cabin.





UTILITY

The forward storage locker accommodates the fresh water and generator.

With guest safety foremost in mind, the anchor locker is self-contained with simple handling; its electric windlass ensures that all moving parts are out of the way.

Designed to be safe, and clean, with no chain exposed on deck.

All deck hatches are flush-mounted. Wide walkways, around the saloon to aft, with strategically placed handrails for secure passage underway.

The Leopard 45 comes with plenty of storage space, including a gas locker, life raft locker, and additional storage.

Access to the 45 hp Yanmar engines is aft, with ease of entry and movement.

The primary focus of systems on the Forty-Five is to maintain the tradition of reliable, easy-to-maintain, and intuitive systems.

All critical electronic and mechanical systems are controlled by the electrical panel conveniently located as you enter the living area.

This enables the owner to control the generator, air conditioning, and battery levels, among others, from one central point.

SAILS



STANDARD MAIN
797 sqft / 74 sqm



SQUARE TOP MAIN
817 sqft / 75.9 sqm

SPECIFICATIONS



WATER CAPACITY
206 US gal / 780 L



FUEL CAPACITY
185 US gal / 700 L



DISPLACEMENT
32 849 lbs / 14 900 kg



ENGINES
2 x Yanmar 45 hp Diesel



LENGTH OVERALL
45 ft 0 in / 13.72 m



BEAM
24 ft 2 in / 7.36 m



DRAFT
4 ft 11 in / 1.50 m



TOTAL SAIL AREA
1298 sqft / 120.50 sqm

CABIN CONFIGURATION

3
CABIN



4
CABIN





LEOPARD | 50



This award-winning Fifty is simply the best value in her class.

Shaped by discerning Leopard customers' demands, this ocean predator is
a harmony of water grace and practical functionality.



SAILING

The Fifty is designed for easy sailing operations, with the functional layouts having proved themselves across all our models and amongst thousands of sailors.

All lines run back to the helm station, equipped with power winches, allowing for ease of handling. Our primary traveler solution is simple yet performance efficient.

The integrity of the hull and rig is built for blue water sailing and has proven itself in rough sea conditions.

Built to global standards and designed for discerning customers worldwide, the Leopard Fifty is a breed apart and globally accredited with the Cruising World Boat of the Year Award.

With over one hundred and thirty Fifty's sailing the oceans playgrounds, she's rich in building heritage and a solid investment.



ENTERTAINMENT

Spacious in layout, contemporary in style, with a focus that blends aesthetic detail with onboard practicality.

Four dedicated entertainment environments.



AFT COCKPIT

Onboard access is safe via wide pontoons, and the movement of onboard flow is seamless across the teak deck through to the saloon, past the eight-seater U-shaped dining area with teak table and helm station, allowing for clear communication from aft to the saloon and helm - both ease of access and open communication.

The Fifty has an optional bespoke electric hoist swim platform and tender station.

SUN LOUNGE

The sun lounge with 360-degree views is uniquely positioned on the coach roof. Accessed aft via floating stairs, this entertainment zone is equipped with lounging space, including sunbeds and integrates the guest experience with the helm station.





SALOON

This is the heart of this multihull; the spacious open-planned saloon with floor-to-ceiling sliding windows and doors from the aft deck creates a harmonious indoor/outdoor living space.

The layout is super functional, to starboard, the cooking aspect of the galley with gas hob/oven and fridge/freezer.

To port the saloon dining area (which can convert into an additional sleeping area). The forward-facing food prep station of durable Staron and wash-up basin (additional cooler options, wine, ice maker, freezer, or dishwasher below).

All this allows for inclusive socialization with a great view.

The addition of a skylight enhances the space, allowing ease of view of the sail setting and providing additional natural light. The nav station with VHF radio is on the port side, in sight of the helm station.

A legacy of pleasing charter customers optimizes multiple storage options.

The Fifty is a feast of entertainment opportunities, without compromising onboard living comfort.

FORWARD COCKPIT

This is the perfect space for a little 'me-time', a favorite at a mooring for enjoying a glass of refreshment and admiring the view; the foredeck sunbeds are located ahead. All this allows for inclusive socialization with a great view.







COMFORT

Voluminous hulls allow us to spoil you with spacious cabins with panoramic windows and stylish comfort.

Upon entering the saloon, the owner's cabin access is immediate to starboard and forward starboard access to the VIP guest cabin, with a window-facing, raised bed. This cabin with an en suite bathroom is unique in positioning and perfect for spoiling your guests.

Crossing to the Port hull, we have two additional guest cabins with en suite bathrooms. The aft cabin features the new large transom window, and all cabins enjoy large panoramic hull windows, allowing for lots of natural light.

The Fifty is all about onboard comfort; interior design is elegant, modern, and relaxing.

The owner deserves the extra touch, and the Fifty delivers vast space with the freedom to move.

The furnishings include a vanity dresser that can be used as a desk, multiple cupboards, drawers, storage spaces, and a generous, easy-to-access comfortable bed.

Our interior design layouts focus on abundant natural light, free movement of a breeze, and panoramic views.



UTILITY

Onboard comfort is enhanced with natural airflow, energy-efficient water-cooled air conditioning, and specific environment control. Optional water makers and solar rooftop panels complement onboard sustainability.

Lighting is smart, recessed, and LED efficient. Power control is accessible and operationally user-friendly.

Optional Leopard digital switching allows for real-time management and warnings. Integrated Raymarine navigation and systems solutions are displayed on large glare-free monitors.

Power sailing is provided by two fuel-efficient, 57 or 80 hp (optional), Yanmar engines, fitted with sail drives.

Mechanical environments are all finished smoothly with flow coating application and with well-planned mechanical accessibility for maintenance.

SAILS



STANDARD MAIN

972 sqft / 90.30 sqm



SQUARE TOP MAIN

1028 sqft / 95.5 sqm

SPECIFICATIONS



WATER CAPACITY
185 US gal / 700 L



FUEL CAPACITY
243 US gal / 920 L



DISPLACEMENT
45 415 lbs / 20 600 kg



ENGINES
2 x Yanmar 57 | 80 hp



LENGTH OVERALL
50 ft 6 in / 15.40 m



BEAM
26 ft 5 in / 8.04 m



DRAFT
5 ft 3 in / 1.60 m



TOTAL SAIL AREA
1660 sqft / 154.20 sqm

CABIN CONFIGURATION



3 CABIN



4 CABIN



5 CABIN

POWER


POWERCAT DNA

- 🐾 World leader in power catamarans
- 🐾 Built for comfortable blue water power cruising
- 🐾 Spacious flybridge
- 🐾 Stepped hulls allow performance and interior volume
- 🐾 Easy to maneuver for single-handed operation
- 🐾 Reliable and easy to use davit system
- 🐾 Great water and fuel capacity
- 🐾 Comfortable, robust, and easy to maintain
- 🐾 Economical consumption





40PC 46PC 53PC



LEOPARD | 40
P O W E R C A T



Arriving 2023

The success of the Leopard 53 Powercat and Leopard 46 Powercat has reinforced Leopard Catamarans' world leadership in the cruising/blue water/offshore power catamaran market.

The Leopard 40 Powercat completes a modern range, entirely reinvented, and specifically designed to meet the highest requirements of comfort and seaworthiness.



PROFILE



SPECIFICATIONS



WATER CAPACITY
170 US gal / 640 L



FUEL CAPACITY
370 US gal / 1 400 L



DISPLACEMENT
28 819 lbs / 13 072 kg



ENGINES
2 x 250 | 320 | 370 hp



LENGTH OVERALL
40ft 0 in / 12.19 m



BEAM
21ft 8 in / 6.61 m



DRAFT
3ft 7in / 1.10 m

ECONOMY & RANGE

MAXIMUM SPEED
22 kts

CRUISING SPEED
15 kts

MAXIMUM RANGE (22 KTS)
300 nm

MAXIMUM RANGE (7 KTS)
1 300 nm

CONSUMPTION (15 KTS)
43 L/h in total

CABIN CONFIGURATION

3
CABIN





LEOPARD | 46
POWERCAT



She's lithe, agile, graceful at speed, and super comfortable.

The Forty-Six has her DNA thread pulled from the hugely successful multihull of the year winner, Leopard 53PC, yet refined, as evident in her aesthetics.



POWER CRUISING

This 5th generation is founded on two decades of ocean power cruising. Evolutionary in design from hull to interior, it's crafted by Robertson and Caine for onboard comfort and speed.

Driving this power cat is exhilarating; it offers two helm stations on the flybridge and saloon, both are equipped with two large interactive displays with digital monitoring, switching, and charts.

Thrust is provided by two Yanmar 250 hp (optional 320 or 370 hp), and maneuvering is simple with a port side bow thruster.

A non-negotiable in the conceptual design of this catamaran was the placement of thrust in spacious dedicated engine rooms.

This was achieved with a simple straight-drive engine/gearbox installation, resulting in space and consumption efficiencies, reduced environmental disturbance on board, and ease of access from external deck hatches.





Simonis Voogd Design was tasked with the design concept of the Leopard 46 Powercat to improve efficiency and sea motion.

The designers spent almost one year in extensive CFD modeling, achieving a refined hull design with a much lower running trim over its speed range in all load conditions. The new design increased the efficiency of the hulls, confirmed by its improved acceleration with a faster and smoother ride.

Leopard Powercat, the most loved blue water power cruising catamaran, is envied by enthusiasts worldwide. Built and sea-trialed in Cape Town, the Cape of Storms, this ocean predator has achieved over 24 knots.



ENTERTAINMENT

The Forty-Six boasts four entertainment areas (saloon / aft cockpit / flybridge / forward sunbed recliners).

The spacious saloon consists of three functional areas, the lounge, the galley, and a newly dedicated galley server station. Design consideration enables the free flow of movement from food preparation to drink serving.

This continues naturally to the lounge area and aft, where we have a new aft cockpit layout focusing on entertainment with a well-proportioned U-shaped settee surrounding a large teak dining table to seat guests comfortably.

Easy access to the swim/tender platform and large pontoon steps.

We have designed the 46 for the improved onboard flow of movement from the saloon to aft and up to the flybridge; it's practical and functional at anchor and underway.





The flybridge is spacious with sunbed, sun-shaded dining with lots of seating. Entertaining is centered around the electric grill, including a washbasin and prep area, and an optional cooler.

The forward end of the saloon opens onto a sunny lounging area, complete with adjustable recliners.



COMFORT

The spaciousness experienced in the saloon is featured in the cabins located in the port and starboard hulls as well. The 46 Powercat comes in a four-cabin or three-cabin option, all en suite.

The owner's cabin version has the entire starboard hull dedicated to the owner's comfort. This owner suite includes a spacious bathroom with a double hand basin and an independent shower stall.

This cabin offers a large walk-in closet, desk, double vanity, ample clothing space (hanging and drawer), and a comfortable double bed with side access. Lots of natural light from view windows and deck flush hatches.





The catamaran has two guest cabins with en suite bathrooms on the port side.

The forward cabin's bunk is rotated to face directly to sea view, whereas the aft cabin is similar to the owners, bunks have convenient side access, and bathrooms are roomy.

The onboard ambiance is modern elegant, and calming, with a tonal range that is pleasing to the eye. Neutral colors allow your style to flourish with soft furnishings.

This power cat is filled with light. 360-degree views through the new vertical saloon windows allow sharp visibility and at night, recessed LED lighting are mood enhancing and functional, all resonating at the same hue.





UTILITY

The flybridge helm is fitted with an optional Raymarine navigation solution, with digital switching, via two antiglare touchscreens. Helm, throttles, bow-thruster, radio, and autopilot manage all yacht operations. Forward and aft cameras display for ease of maneuvering.

Mechanical environments are isolated, soundproofed, and well-implemented for easy accessibility and maintenance. These engine rooms are designed to accommodate additional equipment including a genset, water maker, additional batteries, and chargers.

In addition to well-considered natural airflow, comfort is enhanced with energy-efficient water-cooled air conditioning with specific environment control.

Water maker complements onboard sustainability, and solar rooftop panels add a power generation option.

Lighting is smart, recessed, and LED efficient. Power control is accessible and operationally user-friendly.

Of course, ocean cruising catamarans are super stable yachting options and add considerably to the motion comfort.

The windlass lies between the two sunbeds for ease of mooring.

PROFILE



SPECIFICATIONS



WATER CAPACITY
185 US gal / 700 L



FUEL CAPACITY
488 US gal / 1 850 L



DISPLACEMENT
36 945 lbs / 16 758 kg



ENGINES
2 x 250 | 320 | 370 hp



LENGTH OVERALL
46 ft 4 in / 14.13 m



LENGTH OVERALL
47ft 5 in / 14.44 m
WITH SWIM PLATFORM



BEAM
24 ft 1 in / 7.34 m



DRAFT
3 ft 1 in / 0.94 m

ECONOMY & RANGE

MAXIMUM SPEED
22 | 24 | 28 kts

CRUISING SPEED
14 kts

MAXIMUM RANGE (17,5 KTS)
500 | 500 | 550 nm

MAXIMUM RANGE (5 KTS)
1 200 | 1 200 | 1 300 nm

CONSUMPTION (15 KTS)
50 L/h in total

CABIN CONFIGURATION

3
CABIN



4
CABIN





LEOPARD | 53
POWERCAT



Fuel-efficient | Fast | Fabulous

This Multihull of the Year winner is an evolution of over two hundred and forty Leopard 51 and Leopard 43 power cats currently cruising the world's ocean destinations.

Optimized Design. Optimized Innovation. Optimized Manufacturing.
A brilliant lifestyle investment.



PERFORMANCE

The Performance of the Leopard 53 Powercat is outstanding - she reaches a maximum speed of 25 knots.

Design innovation has dynamically reduced resistance from wind and sea, achieving almost 24 knots in rough sea states without compromising ride comfort.

Power cruising is provided by two fuel-efficient, 370 hp V8 Yanmar engines. Performance has been proven with over fifty Leopard 53's on water; that is data to be relied upon.





We have developed a game-changer in sea performance with a revolutionary hull design and two years of Research & Development.

A spacious motor catamaran that is both agile and fast whilst remaining highly economical with low consumption figures.

We continuously build on our globally recognized commitment to performance, entertainment, and comfort.



ENTERTAINMENT

The Fifty-Three is a feast of entertainment opportunities without compromising onboard living comfort.

Functional, well-considered interior design enforces an impressively generous layout, and this is a central theme throughout this multihull.

With a 31% increase in internal volume, this Ocean Predator is built for spacious onboard comfort.



FLYBRIDGE

The 53 Flybridge is massive with 60 square feet/ 23 square meters of onboard fun, excellent visibility, and great sun protection. An entertainment heaven onboard.

Forward, the Flybridge Helm Station, and forward-facing seating.

Midship, this entertainment hub has a U-shaped seating area wrapped around a teak table opposite the wet bar with plenty of prep space, wash-up, optional barbeque, ice maker, and a fridge.

Aft, we have a double sunbed and loads of viewing space.





AFT COCKPIT

Spacious, without losing intimacy, the aft entertainment area easily accommodates families and guests with a U-shaped 8-seater around a teak table and plenty of under-bunk storage.

Water fun is easy with an optional electric hoist swim platform and tender station.

The flow of onboard movement is seamless through the saloon and past the helm station to the foredeck, allowing ease of access and open communication.

The deck is finished in Flexiteek (optional) with a white or black caulking option.





SALOON

The saloon is the heart of this multihull.

Extending from the galley, the impression is of continuous space with incredible visibility.

Continuing the legacy of satisfying charter customers, the spatial planning accommodates two lounge suites, a bespoke coffee table, and a retractable high definition tv, it feels surreal.

On starboard, there is an optional interior helm station, with exceptional visibility through large saloon windows, an electronic pack that includes the integrated digital switching solution.

Access to the bow is via the watertight glass door equipped with multiple dog handles for sealing in weather conditions.

Stepping through onto the bow, we have a Lounging area with adjustable recliners, with numerous large storage environments underside.





GALLEY

As you enter the Fifty-Three saloon area, you are greeted by our functional starboard side galley. Easy-to-maintain Staron worktops define the workspace, with a gas hob, a convection microwave oven, and the option of an under-counter freezer.

Within easy reach on the port side is the washup and prep space, a double-volume fridge/freezer, and space for an optional dishwasher. Plenty of cabinets and underfloor storage are notable features.





COMFORT

Voluminous hulls allow us to spoil you with spacious cabins fitted with panoramic windows and unmatched comfort.

The evolution of hull design allows for much more room, panoramic hull length and transom windows connect you with ocean vistas.

The interior design is functional elegance. The cabin offers a large comfortable double bed with both sides access, a desk with TV, a double vanity, a large walk-in closet, ample clothing space (hanging and drawer), and a roomy bathroom with a double basin and more stowage, the heads and an independent shower stall.

As the owner, you deserve that extra touch, and the Fifty-Three delivers a generous space layout with abundant natural light.



This Fifty-Three allows for two guest cabins with en suite bathrooms, portside.

Forward, we have the innovative VIP cabin, with its panoramic window facing the raised bed, allowing guests to watch their reality ocean show, with en suite, its comfort defined.



The main electrical panel, as well as an optional washer and dryer, is in the corridor, midship, between the forward and aft cabins.

Aft, the cabin features large hull and transom windows, a large comfortable double bed with both sides access, and an en suite bathroom.





UTILITY

The flybridge helm is fitted with an optional Raymarine navigation solution, with digital switching, via two antiglare touchscreens. Helm, throttles, bow-thruster, radio, and autopilot manage all yacht operations. Forward and aft cameras display for ease of maneuvering.

Mechanical environments are isolated, soundproofed, and well-implemented for ease of accessibility and maintenance. These engine rooms are designed to accommodate additional equipment, including a genset, water maker, additional batteries, chargers, and air conditioning chiller unit.

In addition to well-considered natural airflow, comfort is enhanced with energy-efficient water-cooled air conditioning with specific environment control.

Water maker complements onboard sustainability, and solar rooftop panels add a power generation option.

Lighting is smart, recessed, and LED efficient. Power control is accessible and operationally user-friendly.

Of course, ocean cruising catamarans are super stable yachting options and add considerably to the motion comfort.

The windlass lies between the two sunbeds for ease of mooring, and in the pontoon, bows are a crew cabin and shower/head.

PROFILE



SPECIFICATIONS



WATER CAPACITY
185 gal / 700 L



FUEL CAPACITY
562 gal / 2 130 L



DISPLACEMENT
43 777 lbs / 19 867 kg



ENGINES
2 x Yanmar 370 hp diesel



LENGTH OVERALL
50ft 6in / 15.40 m



LENGTH OVERALL
53 ft 1 in / 16.19 m
WITH SWIM PLATFORM



BEAM
25 ft 2 in / 7.67 m



DRAFT
3 ft 3in / 1.00 m

ECONOMY & RANGE

MAXIMUM SPEED
25 kts

CRUISING SPEED
17.5 kts

MAXIMUM RANGE (17,5 KTS)
463 nm

MAXIMUM RANGE (5 KTS)
1 995 nm

CONSUMPTION (17,5 KTS)
75 L/h in total

CABIN CONFIGURATION

3
CABIN



4
CABIN



NORTH AMERICA

FLORIDA

850 NE 3rd Street, Suite 201
Dania Beach
33004 Florida
United States

+1 954 925 8050
info@leopardcatamarans.com

ASIA

THAILAND

Ao Po Grand Marina, 113/1, Moo 6,
Tambon Paklok Amphur Thalang
83110 Phuket
Thailand

+66 (0) 81 766 1799
asia@leopardcatamarans.com

EUROPE

FRANCE

2, Place Amiral Ortoli
Port Santa Lucia
83700 Saint-Raphaël
France

+33 (0)4 93 00 09 03
europe@leopardcatamarans.com

GERMANY

Theodor-Heuss-Str. 53-63 (Eingang B)
61118 Bad Vilbel
Germany

+49 (0) 61 015 579 1549
europe@leopardcatamarans.com

UNITED KINGDOM

D S T House, St Mark's Hill
Surbiton KT6 4BH
United Kingdom

+33 (0)4 92 00 09 03
europe@leopardcatamarans.com

AFRICA

SOUTH AFRICA

2nd Floor Marina Centre, West Quay Road, Lobby 1
Victoria & Alfred Waterfront
8001 Cape Town
South Africa

+27 21 200 1825
southafrica@leopardcatamarans.com

OCEANIA

AUSTRALIA

Level 16 AMP Place
10 Eagle Street
Brisbane QLD, 4000
Australia

+61 423 700 782
sales@leopardcatamarans.com.au



● LEOPARD DEALERS

EUROPE

ITALY

Sailitalia
Via Roma, 10
80079 Procida
Italy

+39 081 896 9962
europe@leopardcatamarans.com

POLAND

Dobre Jachty
ul. Hryniewickiego 6/6,
81-340 Gdynia
Poland

+48 58 350 8727
europe@leopardcatamarans.com

MIDDLE EAST

TURKEY

Solo Deniz
İşçiler Caddesi 147, K4 Alsancak
35230 Izmir
Turkey

+90 232 465 3240
europe@leopardcatamarans.com

ISRAEL

Swell Yachting
1 Hazedef st. p.o Box 1
Herzlyia Marina 46764
Israel

+97 274 702 4321
europe@leopardcatamarans.com

OCEANIA

NEW ZEALAND

Level 27, PWC Tower 188 QUAY Street
Auckland
New Zealand

+64 022 677 2446
newzealand@leopardcatamarans.com

SOUTH AMERICA

BRAZIL

Setsail
Av. Paulista, 91, sala 710 Bela Vista
São Paulo 01310-000
Brazil

+55 1199 9103 275
info@leopardcatamarans.com

PERU

Consorcio DEFM
Jiron Arrieta N°274 La Punta
07021 Callao
Peru

+51 998 856 780
info@leopardcatamarans.com

